

The CONTENTS Procedure

<b>Data Set Name</b>	BIO.OLYMPICS	<b>Observations</b>	24
<b>Member Type</b>	DATA	<b>Variables</b>	2
<b>Engine</b>	V9	<b>Indexes</b>	0
<b>Created</b>	Sunday, January 29, 2012 01:22:35 PM	<b>Observation Length</b>	16
<b>Last Modified</b>	Sunday, January 29, 2012 01:22:35 PM	<b>Deleted Observations</b>	0
<b>Protection</b>		<b>Compressed</b>	NO
<b>Data Set Type</b>		<b>Sorted</b>	NO
<b>Label</b>			
<b>Data Representation</b>	WINDOWS_32		
<b>Encoding</b>	wlatin1 Western (Windows)		

Engine/Host Dependent Information	
<b>Data Set Page Size</b>	4096
<b>Number of Data Set Pages</b>	1
<b>First Data Page</b>	1
<b>Max Obs per Page</b>	252
<b>Obs in First Data Page</b>	24
<b>Number of Data Set Repairs</b>	0
<b>Filename</b>	H:\_Amy Docs\UF\000 Spring 2012\PHC6052\SAS Dataset Library\olympics.sas7bdat
<b>Release Created</b>	9.0201M0
<b>Host Created</b>	XP_PRO

Variables in Creation Order					
#	Variable	Type	Len	Format	Informat
1	Year	Num	8	BEST12.	BEST32.
2	Time	Num	8	BEST12.	BEST32.

**The REG Procedure**  
**Model: MODEL1**  
**Dependent Variable: Time**

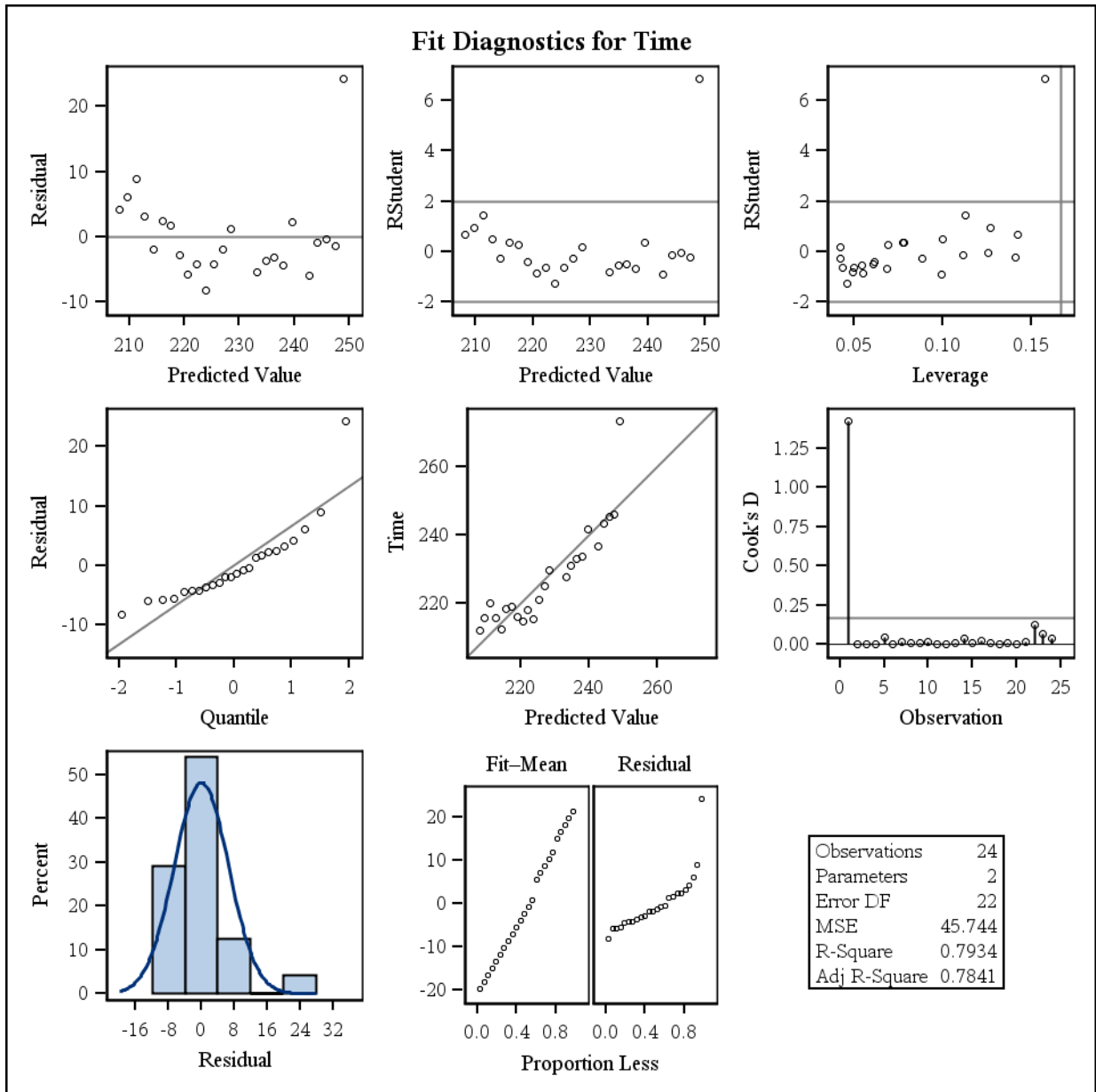
Number of Observations Read	24
Number of Observations Used	24

Analysis of Variance					
Source	DF	Sum of Squares	Mean Square	F Value	Pr > F
Model	1	3865.71311	3865.71311	84.51	<.0001
Error	22	1006.36775	45.74399		
Corrected Total	23	4872.08086			

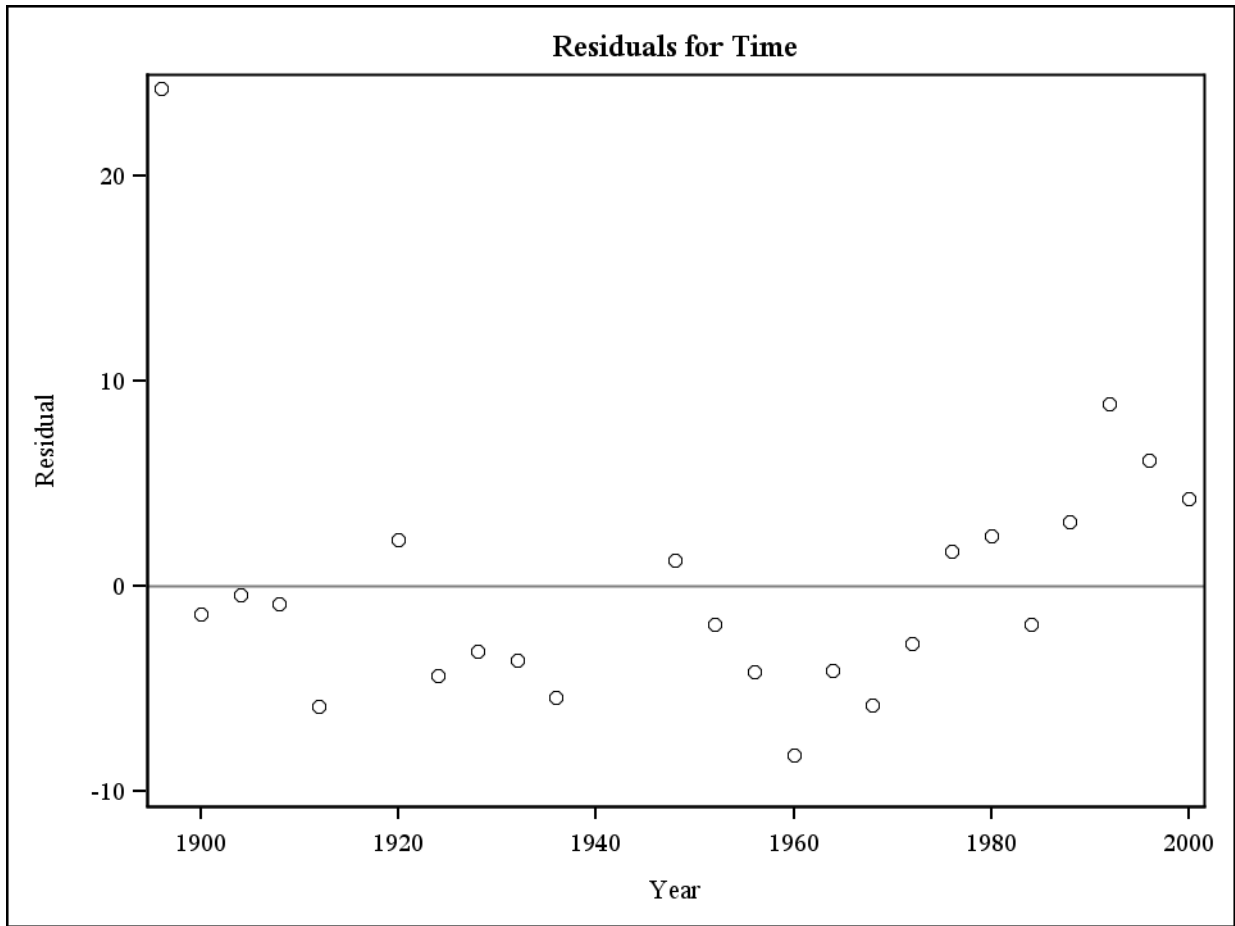
Root MSE	6.76343	R-Square	0.7934
Dependent Mean	227.82125	Adj R-Sq	0.7841
Coeff Var	2.96874		

Parameter Estimates					
Variable	DF	Parameter Estimate	Standard Error	t Value	Pr >  t
Intercept	1	994.19341	83.37800	11.92	<.0001
Year	1	-0.39304	0.04276	-9.19	<.0001

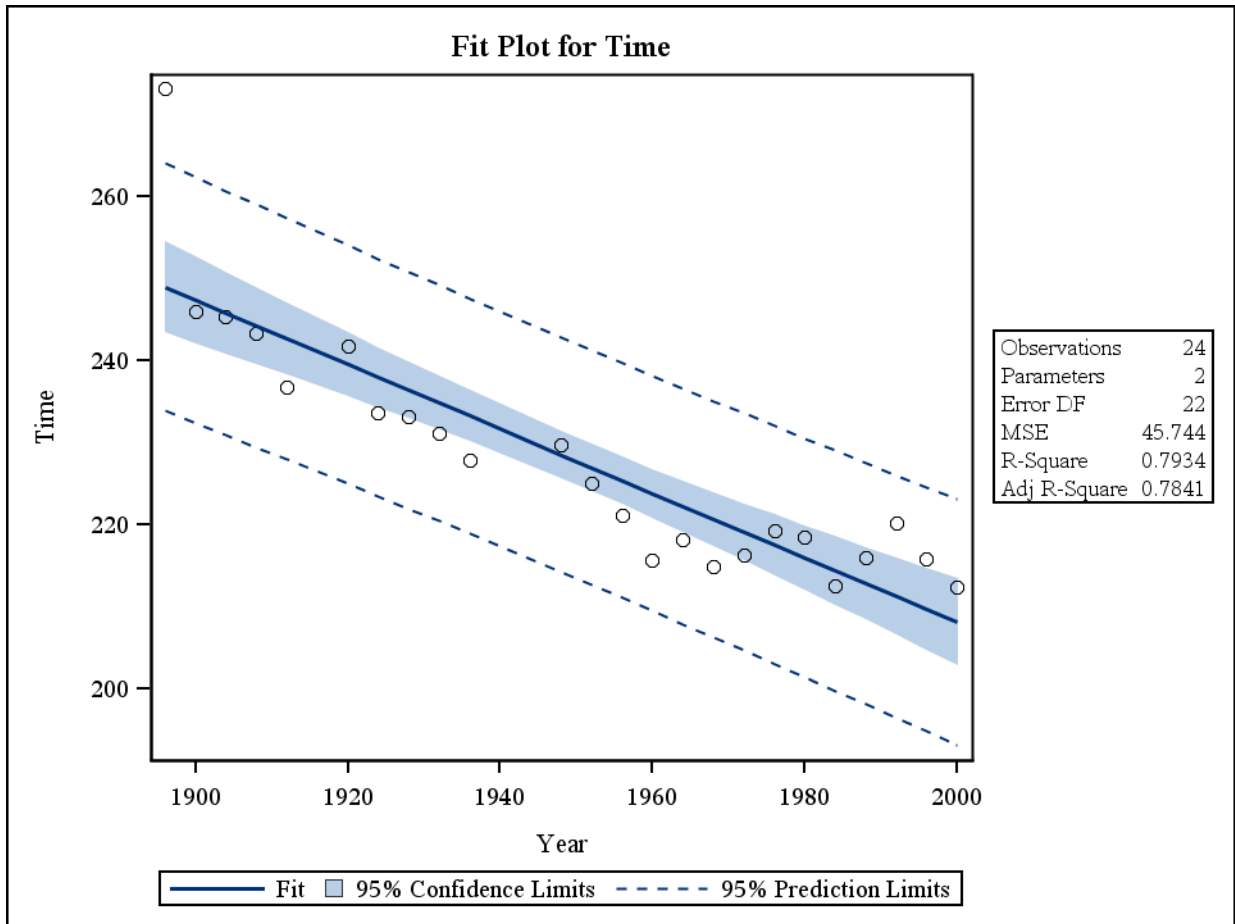
**The REG Procedure**  
**Model: MODEL1**  
**Dependent Variable: Time**



**The REG Procedure**  
**Model: MODEL1**  
**Dependent Variable: Time**



**The REG Procedure**  
**Model: MODEL1**  
**Dependent Variable: Time**



Obs	Year	Time
1	1896	273.2

**The REG Procedure**  
**Model: MODEL1**  
**Dependent Variable: Time**

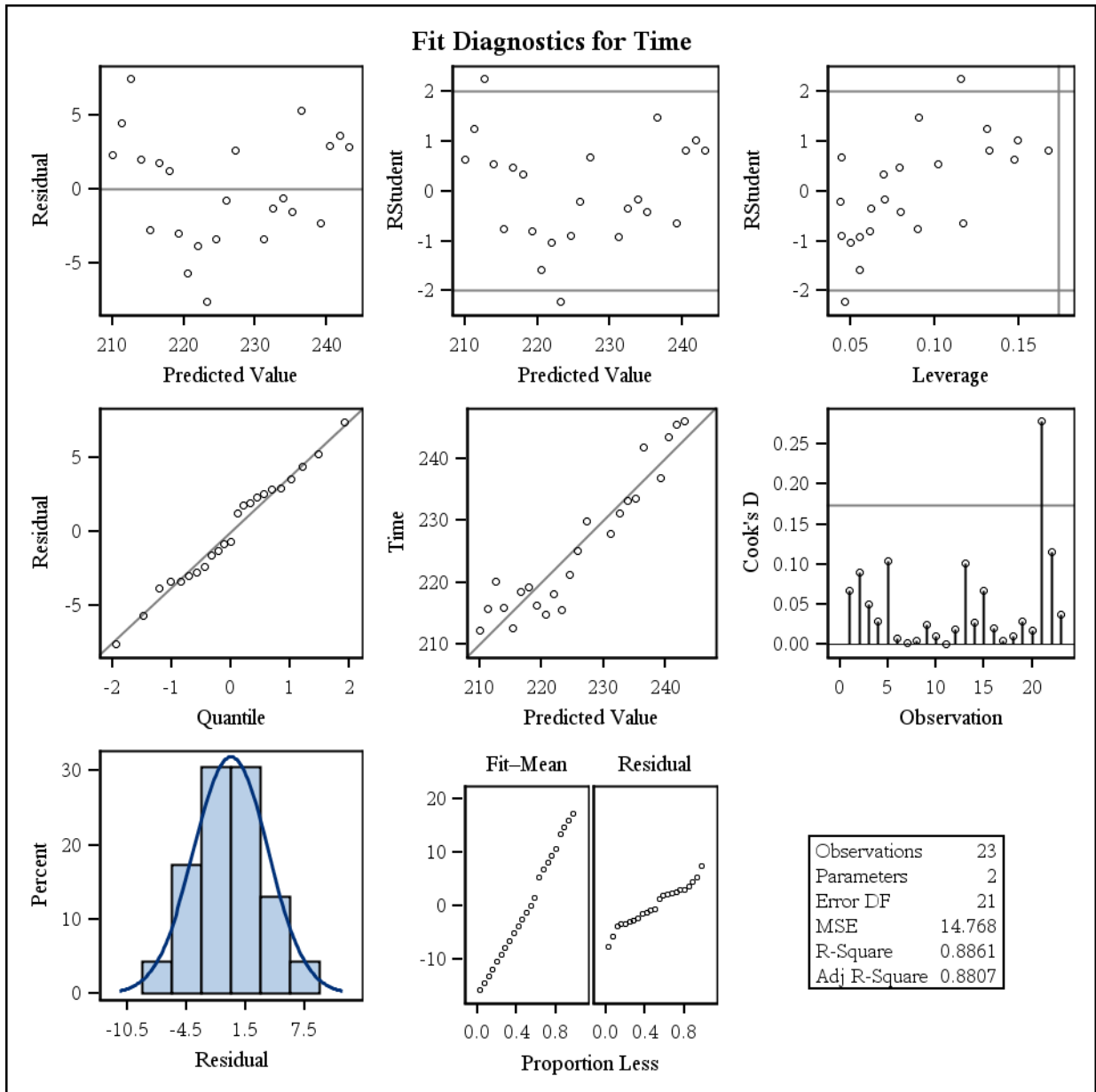
Number of Observations Read	23
Number of Observations Used	23

Analysis of Variance					
Source	DF	Sum of Squares	Mean Square	F Value	Pr > F
Model	1	2413.19490	2413.19490	163.41	<.0001
Error	21	310.12323	14.76777		
Corrected Total	22	2723.31813			

Root MSE	3.84289	R-Square	0.8861
Dependent Mean	225.84826	Adj R-Sq	0.8807
Coeff Var	1.70153		

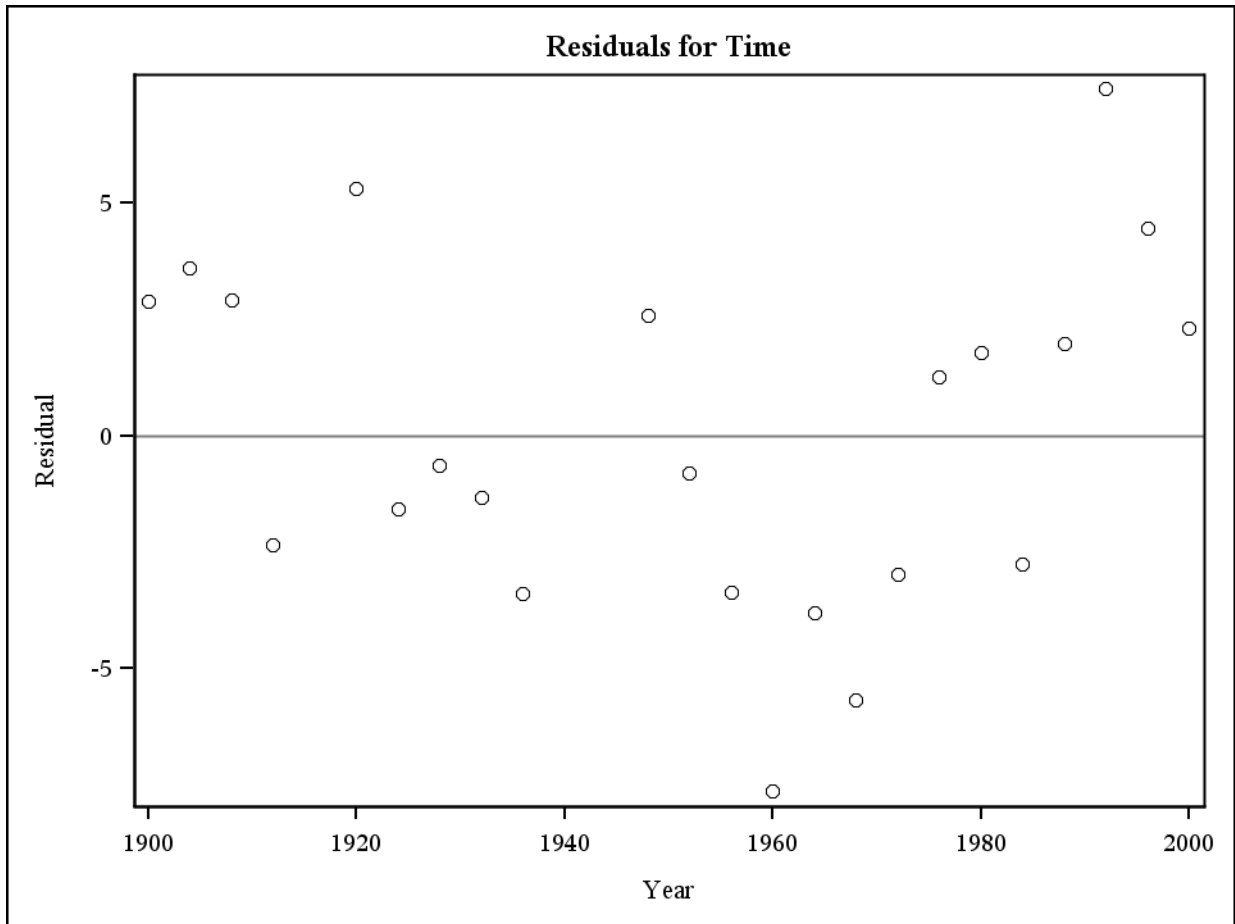
Parameter Estimates					
Variable	DF	Parameter Estimate	Standard Error	t Value	Pr >  t
Intercept	1	872.41034	50.58550	17.25	<.0001
Year	1	-0.33120	0.02591	-12.78	<.0001

**The REG Procedure**  
**Model: MODEL1**  
**Dependent Variable: Time**





**The REG Procedure**  
**Model: MODEL1**  
**Dependent Variable: Time**



**The REG Procedure**  
**Model: MODEL1**  
**Dependent Variable: Time**

